







Rep. Ross constituent survey

1. As you may know, the state is facing an almost \$6 billion budget shortfall. In order to balance the budget, do you support:			Response Percent	Response Count
keeping all the current programs and increasing taxes or fees to pay for all of them			6.6%	13
reducing programs without raising any taxes or fees			58.7%	115
a combination of both			34.7%	68
			Other (please specify)	50
			answered question	196
			skipped question	15










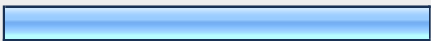
2. Please tell me how you think the state should prioritize the following issues this year (with 1 being most important and 6 being less important):									
	1	2	3	4	5	6	Rating Average	Response Count	
education	18.8% (36)	16.2% (31)	19.9% (38)	24.1% (46)	13.6% (26)	7.3% (14)	3.19	191	
transportation	1.5% (3)	3.5% (7)	13.1% (26)	20.7% (41)	22.2% (44)	38.9% (77)	4.75	198	
health care	13.9% (27)	21.1% (41)	17.5% (34)	16.5% (32)	17.0% (33)	13.9% (27)	3.43	194	
balanced budget	33.3% (65)	14.9% (29)	14.9% (29)	11.8% (23)	9.7% (19)	15.4% (30)	2.96	195	
public safety	12.1% (23)	20.5% (39)	21.6% (41)	15.3% (29)	21.1% (40)	9.5% (18)	3.41	190	
creating jobs	27.4% (55)	26.9% (54)	15.4% (31)	10.0% (20)	11.9% (24)	8.5% (17)	2.78	201	
								answered question	210
								skipped question	1

3. What do you think the Legislature can do to help create jobs in Washington?		Response Count
		131
	<i>answered question</i>	131
	<i>skipped question</i>	80

4. Of the following public safety issues, how important are they to you (1 being most important, 5 being least important)?							
	1	2	3	4	5	Rating Average	Response Count
sex offenders	23.1% (46)	45.2% (90)	22.6% (45)	7.5% (15)	1.5% (3)	2.19	199
gangs	68.5% (137)	20.5% (41)	7.0% (14)	3.5% (7)	0.5% (1)	1.47	200
police drug testing	8.2% (16)	10.2% (20)	19.4% (38)	31.1% (61)	31.1% (61)	3.67	196
dangerous dogs	3.0% (6)	4.6% (9)	11.7% (23)	36.0% (71)	44.7% (88)	4.15	197
domestic violence	11.2% (22)	23.5% (46)	35.7% (70)	21.4% (42)	8.2% (16)	2.92	196
					Other (please specify)		23
					<i>answered question</i>		200
					<i>skipped question</i>		11

5. What is your opinion of random, mandatory drug testing for law enforcement officers?			
		Response Percent	Response Count
It should be required		77.5%	155
It should not be required		11.5%	23
I'm not sure		11.0%	22
		<i>answered question</i>	200
		<i>skipped question</i>	11

6. Please tell me the most useful ways for you to get information about my work in the Legislature and/or provide feedback to me: (select all that apply)

		Response Percent	Response Count
newsletter in my mailbox		28.6%	56
e-newsletter in my e-mail inbox		84.2%	165
stories in the Yakima Herald		41.3%	81
stories in another newspaper		4.6%	9
visiting my Web site for recent news		34.7%	68
meeting me one-on-one		19.9%	39
meeting me with neighbors at a town hall		28.1%	55
talking with me over the phone in a telephone town hall		7.1%	14
watch me on local cable TV station		8.7%	17
fill out this survey		46.9%	92
		Other (please specify)	17
		answered question	196
		skipped question	15

7. Please tell me about yourself so we can keep in contact. Each answer is optional.

		Response Percent	Response Count
Name:	<input type="text"/>	96.8%	179
City/Town:	<input type="text"/>	98.4%	182
State:	<input type="text"/>	99.5%	184
ZIP/Postal Code:	<input type="text"/>	97.8%	181
Email Address:	<input type="text"/>	96.8%	179
Phone Number:	<input type="text"/>	71.9%	133
		<i>answered question</i>	185
		<i>skipped question</i>	26